

Curb Stops & Meter Valves



**CAMBRIDGE
BRASS**TM
A MASCO COMPANY

BY CAMBRIDGE BRASS
hays

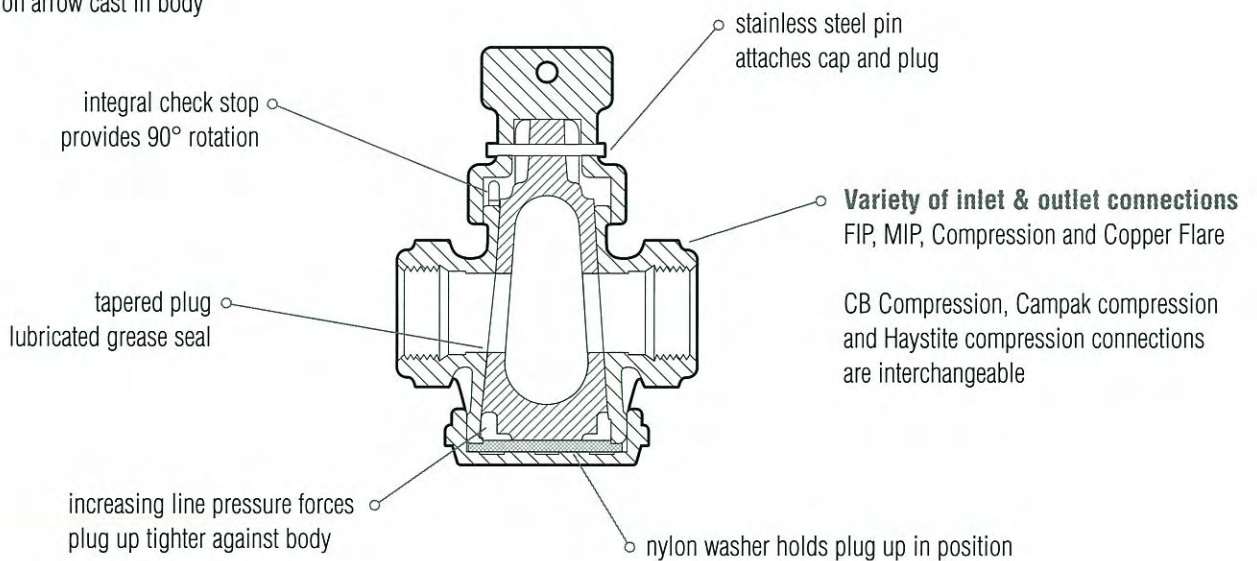
CONTENTS

PRODUCT INFORMATION	_____	2-3
CAMBRIDGE CONNECTIONS	_____	4-6
PRODUCT & PART NUMBERS	Curb Stops _____	7-13
	Open Right _____	13-15
	Minneapolis Pattern _____	15-18
	Inverted Key _____	18-21
	Angle Meter Valves w/Lock Wing - Full Port _____	21-23
	Straight Meter Valves w/Lock Wing - Full Port _____	23-25
	Ball Curb Stops - Reduced Port _____	25-27
	Angle Ball Curb Stop w/Lock Wing - Reduced Port _____	28-29
	Straight Ball Curb Stop w/Lock Wing - Reduced Port _____	29-33
	Double Curb Stops _____	34
PARTS & ACCESSORIES	_____	35
WARRANTY	_____	36

INVERTED KEY PLUG CURB STOP VALVE WORKING PRESSURE TO 100 PSI FOR 1/2", 3/4" & 1"

Thick wall cast brass body

- one piece cast brass body
- flow direction arrow cast in body



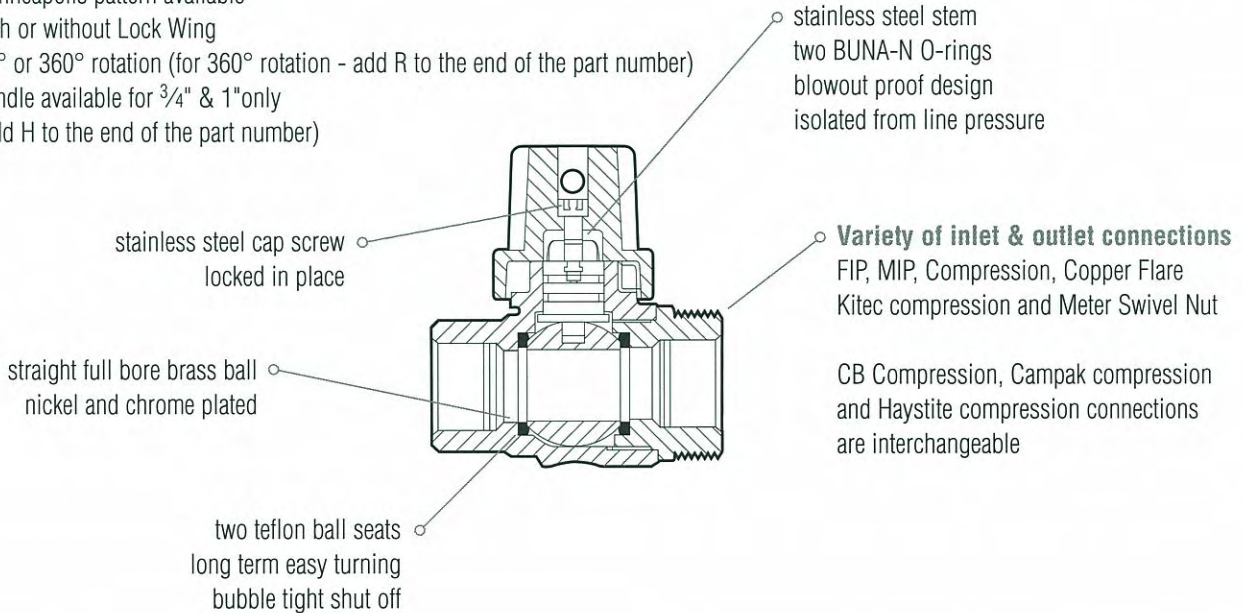
PRODUCT INFORMATION

All waterworks brass conforms to AWWA standard C-800

FULL PORT BALL CURB STOP VALVE WORKING PRESSURE TO 300 PSI

Thick wall cast brass body

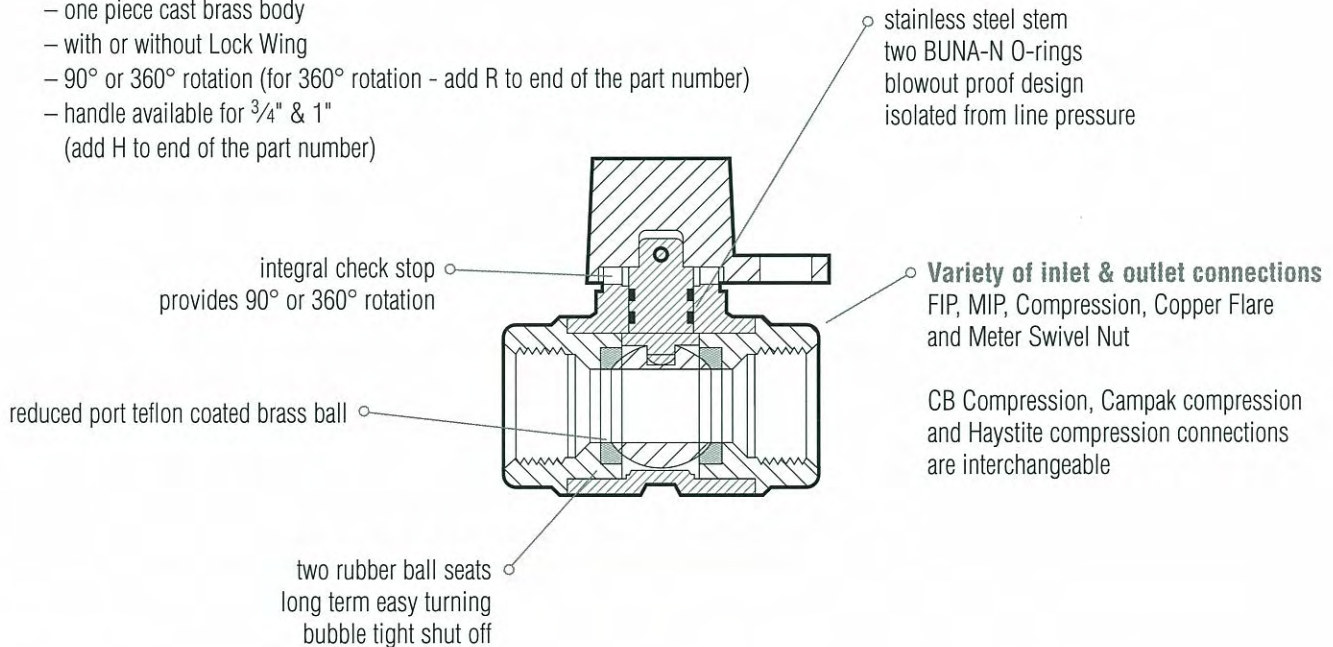
- heavy wall body to prevent distortion
- Minneapolis pattern available
- with or without Lock Wing
- 90° or 360° rotation (for 360° rotation - add R to the end of the part number)
- handle available for 3/4" & 1" only (add H to the end of the part number)



REDUCED PORT BALL CURB STOP VALVE WORKING PRESSURE TO 200 PSI

Thick wall cast brass body

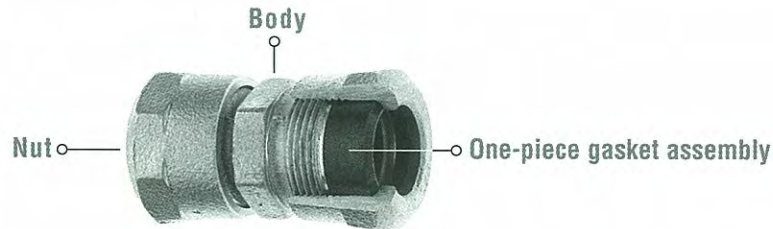
- one piece cast brass body
- with or without Lock Wing
- 90° or 360° rotation (for 360° rotation - add R to end of the part number)
- handle available for 3/4" & 1" (add H to end of the part number)



CAMBRIDGE CONNECTIONS

All waterworks brass conforms to AWWA standard C-800

CB Compression nut assembly is interchangeable with Campak and Haystite compression nut assemblies for copper or plastic (CTS) service tube.



Nut

- cast brass alloy C-844
- heavy cross section designed to withstand the most strenuous applications
- nut is machined to bottom out on (casting) body shoulder to ensure proper connection
- insert stiffeners required on all sizes of plastic service tube

Body

- cast brass alloy C-836

One-piece gasket assembly

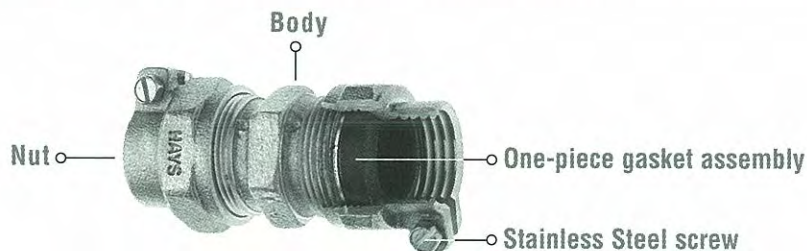
- type 304 stainless steel gripper ring embedded into a Nitrile rubber gasket. A copper conductivity spring is molded into the gasket
- gasket assembly is fitted snug into nut at factory so it will not fall out during removal of nut assembly
- lubricated to prevent distortion while tightening nut



Multi-purpose Adaptor

- machined brass alloy C-836
- 3/4" and 1" sizes only
- converts to Copper Flare connection (Copper Flare nut required)

Campak compression nut assembly is interchangeable with CB Compression and Haystite compression nut assemblies for copper or plastic (CTS) service tube.



Nut

- cast brass alloy C-844
- machines internal buttress thread on inlet to provide pull-out restraint when screw is tightened
- tighten nut sufficiently to achieve hydrostatic seal on gasket. Nut does not bottom out.
- insert stiffeners required on all sizes of plastic service tube

Body

- cast brass alloy C-836

One-piece gasket assembly

- one piece Nitrile gasket, dual-beveled for reversibility
- lubricated to prevent distortion while tightening nut

Stainless Steel screw

- type 304 Stainless Steel screw to maintain pull-out strength. Nut does not bottom out.




Multi-purpose Adaptor

- machined brass alloy C-836
- 3/4" and 1" sizes only
- converts to Copper Flare connection (existing nut can be used)

CAMBRIDGE CONNECTIONS

All waterworks brass conforms to AWWA standard C-800

Haystite compression nut assembly is interchangeable with CB Compression and Campak compression nut assemblies for copper or plastic (CTS) service tube. Available in 3/4" and 1" sizes only.



Nut

- cast brass alloy C-844
- tighten nut sufficiently to achieve hydrostatic seal on gasket. Nut does not bottom out.
- long throat for extra support on service tube
- insert stiffeners required on all sizes of plastic service tube

Body

- cast brass alloy C-836

One-piece gasket assembly

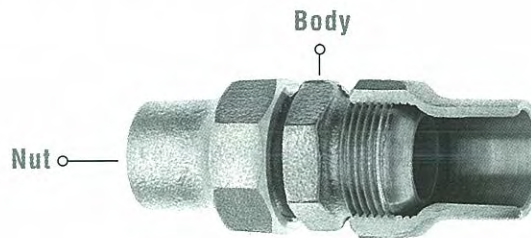
- Nitrile gritted gasket, dual-beveled for reversibility



Multi-purpose Adaptor

- machined brass alloy C-836
- 3/4" and 1" sizes only
- converts copper tube size compression to Copper Flare (use existing nut)

Copper Flare is for use with copper service tube.



Nut

- cast brass alloy C-844
- provides metal seal to flared copper service tube against matching bull-nosed body machining
- long throat for extra support on service tube

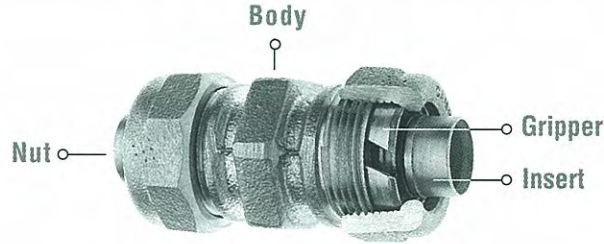
Body

- cast brass alloy C-836

CAMBRIDGE CONNECTIONS

All waterworks brass conforms to AWWA standard C-800

Kitec compression nut assembly is designed specifically for use with Kitec service tube. Kitec compression is not interchangeable with any other compression. Available in 3/4" and 1" sizes only.



Nut

- cast brass alloy C-844
- nut is machined to bottom out on (casting) body shoulder to ensure proper connection

Body

- cast brass alloy C-836

Gripper

- machined brass C-260 alloy
- serrated split ring design for pull-out restraint

Insert

- machined brass C-360 Alloy
- double O-ring for hydrostatic seal
- isolation washer between insert and Kitec service tube
- insert is factory assembled for ease of installation in the field

KITEC SERVICE TUBING

Blue Kitec® Water Service Tubing

3/4" (20mm) and 1" (25mm)

Excellent Resistance

Kitec's aluminum layer prevents permeation by fuel, solvents or other contaminants that may be present.*

*See IPEX Chemical Resistance Guide for more specific data.

Higher Flow Rates

- a Hazen-Williams flow factor of C=150, combined with a larger inside diameter.

Comparison of Inside Diameters

	3/4"	1"
KITEC	.79	.98
Copper	.75	.99
Pex	.69	.86

Low Expansion and Contraction

Similar To Copper – 100 feet of Kitec with a 10°F rise in temperature = 0.156 inches of expansion.

Unique advantages

- No long-term calcium build-up.
- Certified for potable water - NSF 61 & CSA.
- Easy-to-use fittings made from waterworks brass, conforming to AWWA C-800.
- Lightweight, easy to handle in long coil lengths, less waste.
- Kitec requires no special bedding. As with any material, normal precaution such as removal of large rocks is advisable.

Pressure Capabilities

PEX-AL-PEX (Canada)

200 psi @ 73°F (23°C)

125 psi @ 180°F (82°C)

PE-AL-PE (USA)

200 psi @ 73°F (23°C)

150 psi @ 140°F (60°C)

Dimensions in inches


Nominal Size	Average I.D.	Average O.D.	Min.Wall Thickness	Weight lbs./100 ft	Volume U.S. gal.ft	Min Bending Radius
3/4	.79	.98	.10	13.7	.025	5.0
1	.98	1.26	.14	23.0	.040	6.3

Dimensions in mm


Nominal Size	Average I.D.	Average O.D.	Min.Wall Thickness	Weight g/m	Volume l/m	Min Bending Radius
20	20	25	2.5	203	.314	125
25	25	32	3.5	341	.500	160

CURB STOPS & METER VALVES


All valves are pressure tested in the open and closed position




	PART number	INLET size	OUTLET size
CB Comp. x CB Comp.	202-H3H3	3/4"	3/4"
	202-H4H4	1"	1"
	202-H5H5	1 1/4"	1 1/4"
	202-H6H6	1 1/2"	1 1/2"
	202-H7H7	2"	2"



	PART number	INLET size	OUTLET size
Campak x Campak	202-B3B3	3/4"	3/4"
	202-B4B4	1"	1"
	202-B6B6	1 1/2"	1 1/2"
	202-B7B7	2"	2"




	PART number	INLET size	OUTLET size
Haystite x Haystite	202-J3J3	3/4"	3/4"
	202-J4J4	1"	1"
	202-J6J6	1 1/2"	1 1/2"
	202-J7J7	2"	2"



	PART number	INLET size	OUTLET size
CB Comp. x CB Comp. EL	202-H3HE3	3/4"	3/4"
	202-H4HE4	1"	1"
	202-H6HE6	1 1/2"	1 1/2"
	202-H7HE7	2"	2"

CURB STOPS & METER VALVES


All valves are pressure tested in the open and closed position




	PART number	INLET size	OUTLET size
Copper Flare x Copper Flare	202-C3C3	3/4"	3/4"
	202-C4C4	1"	1"
	202-C5C5	1 1/4"	1 1/4"
	202-C6C6	1 1/2"	1 1/2"
	202-C7C7	2"	2"



	PART number	INLET size	OUTLET size
CB Compression x FIP	202-H3F3	3/4"	3/4"
	202-H4F4	1"	1"
	202-H5F5	1 1/4"	1 1/4"
	202-H6F6	1 1/2"	1 1/2"
	202-H7F7	2"	2"




	PART number	INLET size	OUTLET size
Campak x FIP	202-B3F3	3/4"	3/4"
	202-B4F4	1"	1"
	202-B6F6	1 1/2"	1 1/2"
	202-B7F7	2"	2"




	PART number	INLET size	OUTLET size
Haystite x FIP	202-J3F3	3/4"	3/4"
	202-J4F4	1"	1"
	202-J6F6	1 1/2"	1 1/2"
	202-J7F7	2"	2"

CURB STOPS & METER VALVES

All valves are pressure tested in the open and closed position




	PART number	INLET size	OUTLET size
Copper Flare x FIP	202-C3F3	3/4"	3/4"
	202-C4F4	1"	1"
	202-C5F5	1 1/4"	1 1/4"
	202-C6F6	1 1/2"	1 1/2"
	202-C7F7	2"	2"



	PART number	INLET size	OUTLET size
FIP x FIP	202-F3F3	3/4"	3/4"
	202-F4F4	1"	1"
	202-F5F5	1 1/4"	1 1/4"
	202-F6F6	1 1/2"	1 1/2"
	202-F7F7	2"	2"



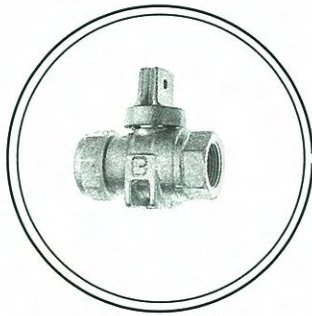
	PART number	INLET size	OUTLET size
Kitec x Kitec	202-K3K3	3/4"	3/4"
	202-K4K4	1"	1"




	PART number	INLET size	OUTLET size
Kitec x CB Compression	202-K3H3	3/4"	3/4"
	202-K4H4	1"	1"

CURB STOPS & METER VALVES


All valves are pressure tested in the open and closed position



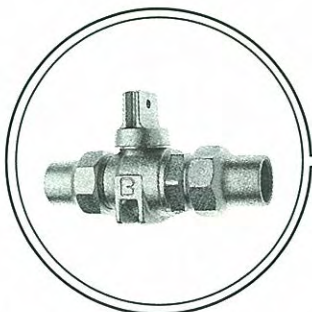
	PART number	INLET size	OUTLET size
Kitec x FIP	202-K3F3	3/4"	3/4"
	202-K4F4	1"	1"



DRAINING	PART number	INLET size	OUTLET size
CB Comp. x CB Comp.	203-H3H3	3/4"	3/4"
	203-H4H4	1"	1"
	203-H5H5	1 1/4"	1 1/4"
	203-H6H6	1 1/2"	1 1/2"
	203-H7H7	2"	2"




DRAINING	PART number	INLET size	OUTLET size
Campak x Campak	203-B3B3	3/4"	3/4"
	203-B4B4	1"	1"
	203-B6B6	1 1/2"	1 1/2"
	203-B7B7	2"	2"



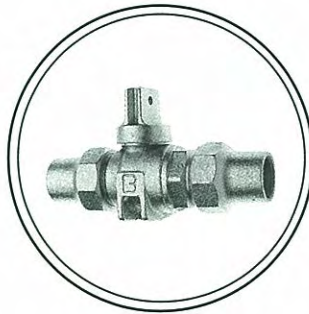
DRAINING	PART number	INLET size	OUTLET size
Haystite x Haystite	203-J3J3	3/4"	3/4"
	203-J4J4	1"	1"
	203-J6J6	1 1/2"	1 1/2"
	203-J7J7	2"	2"

CURB STOPS & METER VALVES


All valves are pressure tested in the open and closed position




DRAINING	PART number	INLET size	OUTLET size
CB Comp. x CB Comp. EL	203-H3HE3	3/4"	3/4"
	203-H4HE4	1"	1"
	203-H6HE6	1 1/2"	1 1/2"
	203-H7HE7	2"	2"



DRAINING	PART number	INLET size	OUTLET size
Copper Flare x Copper Flare	203-C3C3	3/4"	3/4"
	203-C4C4	1"	1"
	203-C5C5	1 1/4"	1 1/4"
	203-C6C6	1 1/2"	1 1/2"
	203-C7C7	2"	2"




DRAINING	PART number	INLET size	OUTLET size
CB Compression x FIP	203-H3F3	3/4"	3/4"
	203-H4F4	1"	1"
	203-H5F5	1 1/4"	1 1/4"
	203-H6F6	1 1/2"	1 1/2"
	203-H7F7	2"	2"




DRAINING	PART number	INLET size	OUTLET size
Campak x FIP	203-B3F3	3/4"	3/4"
	203-B4F4	1"	1"
	203-B6F6	1 1/2"	1 1/2"
	203-B7F7	2"	2"

CURB STOPS & METER VALVES


All valves are pressure tested in the open and closed position



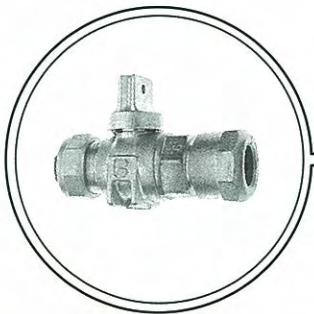
DRAINING	PART number	INLET size	OUTLET size
Haystite x FIP	203-J3F3	3/4"	3/4"
	203-J4F4	1"	1"
	203-J6F6	1 1/2"	1 1/2"
	203-J7F7	2"	2"



DRAINING	PART number	INLET size	OUTLET size
FIP x FIP	203-F3F3	3/4"	3/4"
	203-F4F4	1"	1"
	203-F5F5	1 1/4"	1 1/4"
	203-F6F6	1 1/2"	1 1/2"
	203-F7F7	2"	2"



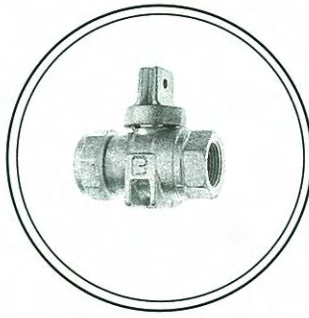
DRAINING	PART number	INLET size	OUTLET size
Kitec x Kitec	203-K3K3	3/4"	3/4"
	203-K4K4	1"	1"




DRAINING	PART number	INLET size	OUTLET size
Kitec x CB Compression	203-K3H3	3/4"	3/4"
	203-K4H4	1"	1"

CURB STOPS & METER VALVES


All valves are pressure tested in the open and closed position




DRAINING	PART number	INLET size	OUTLET size
Kitec x FIP	203-K3F3	3/4"	3/4"
	203-K4F4	1"	1"



OPEN RIGHT CB Comp. x CB Comp.	PART number	INLET size	OUTLET size
	252-H3H3	3/4"	3/4"
	252-H4H4	1"	1"
	252-H6H6	1 1/2"	1 1/2"
	252-H7H7	2"	2"




OPEN RIGHT Campak x Campak	PART number	INLET size	OUTLET size
	252-B3B3	3/4"	3/4"
	252-B4B4	1"	1"
	252-B6B6	1 1/2"	1 1/2"
	252-B7B7	2"	2"




OPEN RIGHT FIP x FIP	PART number	INLET size	OUTLET size
	252-F3F3	3/4"	3/4"
	252-F4F4	1"	1"
	252-F6F6	1 1/2"	1 1/2"
	252-F7F7	2"	2"

CURB STOPS & METER VALVES


All valves are pressure tested in the open and closed position




	PART number	INLET size	OUTLET size
OPEN RIGHT Copper Flare x Copper Flare	252-C3C3	3/4"	3/4"
	252-C4C4	1"	1"
	252-C6C6	1 1/2"	1 1/2"
	252-C7C7	2"	2"



	PART number	INLET size	OUTLET size
OPEN RIGHT CB Compression x FIP	252-H3F3	3/4"	3/4"
	252-H4F4	1"	1"
	252-H6F6	1 1/2"	1 1/2"
	252-H7F7	2"	2"




	PART number	INLET size	OUTLET size
OPEN RIGHT Campak x FIP	252-B3F3	3/4"	3/4"
	252-B4F4	1"	1"
	252-B6F6	1 1/2"	1 1/2"
	252-B7F7	2"	2"




	PART number	INLET size	OUTLET size
DRAINING OPEN RIGHT CB Comp. x CB Comp.	253-H3H3	3/4"	3/4"
	253-H4H4	1"	1"
	253-H6H6	1 1/2"	1 1/2"
	253-H7H7	2"	2"

CURB STOPS & METER VALVES

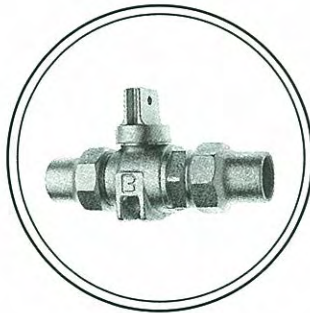
All valves are pressure tested in the open and closed position




DRAINING	PART number	INLET size	OUTLET size
OPEN RIGHT Campak x Campak	253-B3B3	3/4"	3/4"
	253-B4B4	1"	1"
	253-B6B6	1 1/2"	1 1/2"
	253-B7B7	2"	2"



DRAINING	PART number	INLET size	OUTLET size
OPEN RIGHT FIP x FIP	253-F3F3	3/4"	3/4"
	253-F4F4	1"	1"
	253-F6F6	1 1/2"	1 1/2"
	253-F7F7	2"	2"



DRAINING	PART number	INLET size	OUTLET size
OPEN RIGHT Copper Flare x Copper Flare	253-C3C3	3/4"	3/4"
	253-C4C4	1"	1"
	253-C6C6	1 1/2"	1 1/2"
	253-C7C7	2"	2"




DRAINING	PART number	INLET size	OUTLET size
MINNEAPOLIS PATTERN CB Comp. x CB Comp.	262-H3H3	3/4"	3/4"
	262-H4H4	1"	1"
	262-H6H6	1 1/2"	1 1/2"
	262-H7H7	2"	2"

CURB STOPS & METER VALVES

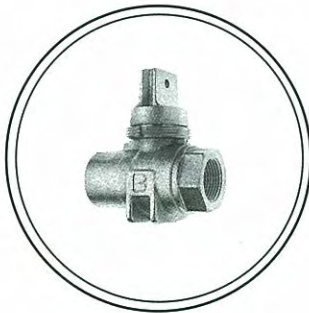
All valves are pressure tested in the open and closed position



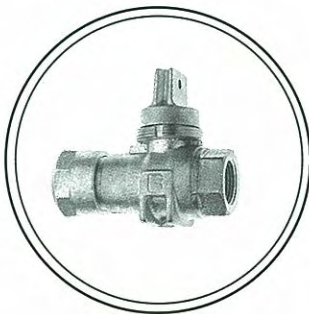
	PART number	INLET size	OUTLET size
MINNEAPOLIS PATTERN Campak x Campak	262-B3B3	3/4"	3/4"
	262-B4B4	1"	1"
	262-B6B6	1 1/2"	1 1/2"
	262-B7B7	2"	2"



	PART number	INLET size	OUTLET size
MINNEAPOLIS PATTERN Copper Flare x Copper Flare	262-C3C3	3/4"	3/4"
	262-C4C4	1"	1"
	262-C6C6	1 1/2"	1 1/2"
	262-C7C7	2"	2"




	PART number	INLET size	OUTLET size
MINNEAPOLIS PATTERN FIP x FIP	262-F3F3	3/4"	3/4"
	262-F4F4	1"	1"
	262-F6F6	1 1/2"	1 1/2"
	262-F7F7	2"	2"




	PART number	INLET size	OUTLET size
MINNEAPOLIS PATTERN CB Comp. x FIP	262-H3F3	3/4"	3/4"
	262-H4F4	1"	1"
	262-H6F6	1 1/2"	1 1/2"
	262-H7F7	2"	2"

CURB STOPS & METER VALVES


All valves are pressure tested in the open and closed position




	PART number	INLET size	OUTLET size
MINNEAPOLIS PATTERN Campak x FIP	262-B3F3	3/4"	3/4"
	262-B4F4	1"	1"
	262-B6F6	1 1/2"	1 1/2"
	262-B7F7	2"	2"



DRAINING	PART number	INLET size	OUTLET size
MINNEAPOLIS PATTERN CB Comp. x CB Comp.	263-H3H3	3/4"	3/4"
	263-H4H4	1"	1"
	263-H6H6	1 1/2"	1 1/2"
	263-H7H7	2"	2"



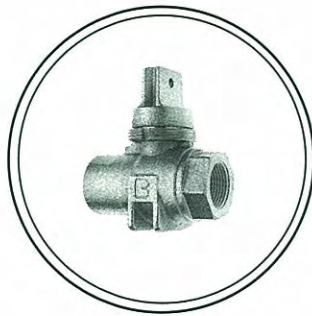
DRAINING	PART number	INLET size	OUTLET size
MINNEAPOLIS PATTERN Campak x Campak	263-B3B3	3/4"	3/4"
	263-B4B4	1"	1"
	263-B6B6	1 1/2"	1 1/2"
	263-B7B7	2"	2"



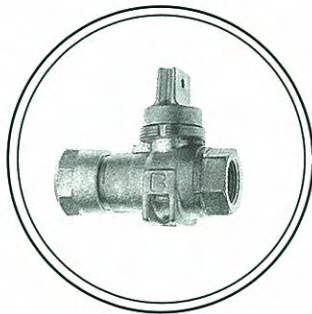
DRAINING	PART number	INLET size	OUTLET size
MINNEAPOLIS PATTERN Copper Flare x Copper Flare	263-C3C3	3/4"	3/4"
	263-C4C4	1"	1"
	263-C6C6	1 1/2"	1 1/2"
	263-C7C7	2"	2"

CURB STOPS & METER VALVES


All valves are pressure tested in the open and closed position



DRAINING	PART number	INLET size	OUTLET size
MINNEAPOLIS PATTERN FIP x FIP	263-F3F3	3/4"	3/4"
	263-F4F4	1"	1"
	263-F6F6	1 1/2"	1 1/2"
	263-F7F7	2"	2"



DRAINING	PART number	INLET size	OUTLET size
MINNEAPOLIS PATTERN CB Comp. x FIP	263-H3F3	3/4"	3/4"
	263-H4F4	1"	1"
	263-H6F6	1 1/2"	1 1/2"
	263-H7F7	2"	2"




DRAINING	PART number	INLET size	OUTLET size
MINNEAPOLIS PATTERN Campak x FIP	263-B3F3	3/4"	3/4"
	263-B4F4	1"	1"
	263-B6F6	1 1/2"	1 1/2"
	263-B7F7	2"	2"



DRAINING	PART number	INLET size	OUTLET size
INVERTED KEY FIP x FIP	290-F1F1	1/2"	1/2"
	290-F3F3	3/4"	3/4"
	290-F4F4	1"	1"

CURB STOPS & METER VALVES

All valves are pressure tested in the open and closed position



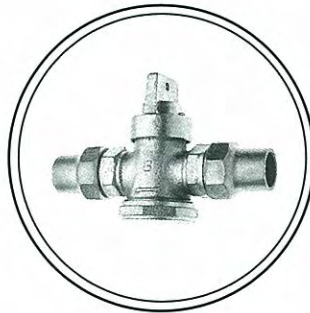
INVERTED KEY
CB Comp. x CB Comp.

PART number	INLET size	OUTLET size
290-H3H3	3/4"	3/4"
290-H4H4	1"	1"



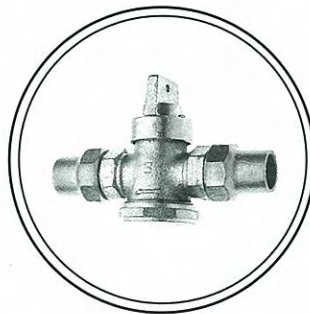
INVERTED KEY
Campak x Campak

PART number	INLET size	OUTLET size
290-B3B3	3/4"	3/4"
290-B4B4	1"	1"



INVERTED KEY
Haystite x Haystite

PART number	INLET size	OUTLET size
290-J3J3	3/4"	3/4"
290-J4J4	1"	1"



INVERTED KEY
Copper Flare x Copper Flare

PART number	INLET size	OUTLET size
290-C1C1	1/2"	1/2"
290-C2C2	5/8"	5/8"
290-C3C3	3/4"	3/4"
290-C4C4	1"	1"

CURB STOPS & METER VALVES

All valves are pressure tested in the open and closed position



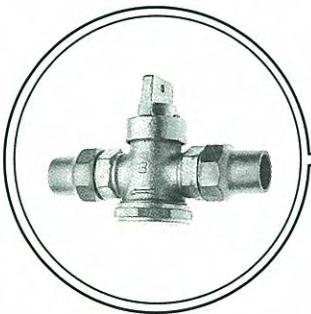
DRAINING	PART number	INLET size	OUTLET size
INVERTED KEY FIP x FIP	293-F1F1	1/2"	1/2"
	293-F3F3	3/4"	3/4"
	293-F4F4	1"	1"



DRAINING	PART number	INLET size	OUTLET size
INVERTED KEY CB Comp. x CB Comp.	293-H3H3	3/4"	3/4"
	293-H4H4	1"	1"



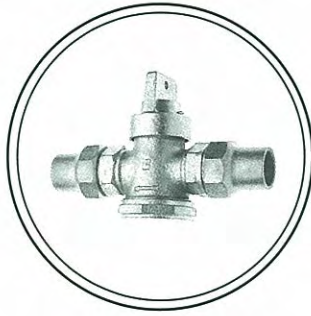
DRAINING	PART number	INLET size	OUTLET size
INVERTED KEY Campak x Campak	293-B3B3	3/4"	3/4"
	293-B4B4	1"	1"




DRAINING	PART number	INLET size	OUTLET size
INVERTED KEY Haystite x Haystite	293-J3J3	3/4"	3/4"
	293-J4J4	1"	1"

CURB STOPS & METER VALVES


All valves are pressure tested in the open and closed position




DRAINING	PART number	INLET size	OUTLET size
INVERTED KEY Copper Flare x Copper Flare	293-C1C1	1/2"	1/2"
	293-C2C2	5/8"	5/8"
	293-C3C3	3/4"	3/4"
	293-C4C4	1"	1"



FULL PORT	PART number	INLET size	OUTLET size
ANGLE METER VALVES w/LOCK WING CB Comp. x Meter Tail	210-H3T3	3/4"	3/4"
	210-H4T4	1"	1"



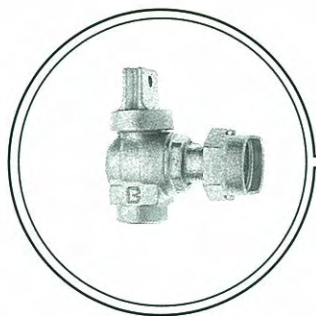
FULL PORT	PART number	INLET size	OUTLET size
ANGLE METER VALVES w/LOCK WING Campak x Meter Tail	210-B3T3	3/4"	3/4"
	210-B4T4	1"	1"




FULL PORT	PART number	INLET size	OUTLET size
ANGLE METER VALVES w/LOCK WING Haystite x Meter Tail	210-J3T3	3/4"	3/4"
	210-J4T4	1"	1"

CURB STOPS & METER VALVES


All valves are pressure tested in the open and closed position




FULL PORT	PART number	INLET size	OUTLET size
ANGLE METER VALVES w/LOCK WING FIP x Meter Tail	210-F3T3	3/4"	3/4"
	210-F4T4	1"	1"



FULL PORT	PART number	INLET size	OUTLET size
ANGLE METER VALVES w/LOCK WING CB Comp. x FIP	210-H3F3	3/4"	3/4"
	210-H4F4	1"	1"



FULL PORT	PART number	INLET size	OUTLET size
ANGLE METER VALVES w/LOCK WING Campak x FIP	210-B3F3	3/4"	3/4"
	210-B4F4	1"	1"



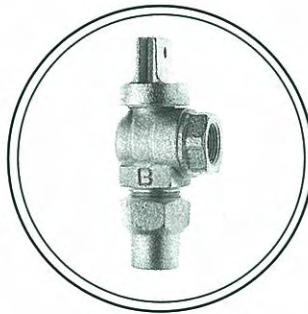
FULL PORT	PART number	INLET size	OUTLET size
ANGLE METER VALVES w/LOCK WING Haystite x FIP	210-J3F3	3/4"	3/4"
	210-J4F4	1"	1"

CURB STOPS & METER VALVES


All valves are pressure tested in the open and closed position




FULL PORT	PART number	INLET size	OUTLET size
ANGLE METER VALVES w/LOCK WING Copper Flare x Meter Tail	210-C3T3	3/4"	3/4"
	210-C4T4	1"	1"



FULL PORT	PART number	INLET size	OUTLET size
ANGLE METER VALVES w/LOCK WING Copper Flare x FIP	210-C3F3	3/4"	3/4"
	210-C4F4	1"	1"




FULL PORT	PART number	INLET size	OUTLET size
ANGLE METER VALVES w/LOCK WING FIP x FIP	210-F3F3	3/4"	3/4"
	210-F4F4	1"	1"



FULL PORT	PART number	INLET size	OUTLET size
STRAIGHT METER VALVES w/LOCK WING CB Comp. x Meter Tail	212-H3T3	3/4"	3/4"
	212-H4T3	1"	3/4"
	212-H4T4	1"	1"

CURB STOPS & METER VALVES

All valves are pressure tested in the open and closed position



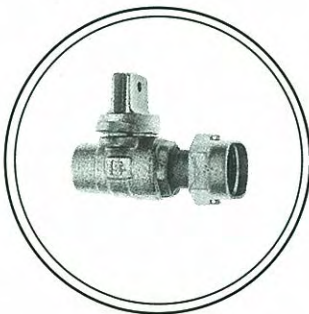
FULL PORT	PART number	INLET size	OUTLET size
STRAIGHT METER VALVES w/LOCK WING Campak x Meter Tail	212-B3T3	3/4"	3/4"
	212-B4T3	1"	3/4"
	212-B4T4	1"	1"



FULL PORT	PART number	INLET size	OUTLET size
STRAIGHT METER VALVES w/LOCK WING Haystite x Meter Tail	212-J3T3	3/4"	3/4"
	212-J4T3	1"	3/4"
	212-J4T4	1"	1"



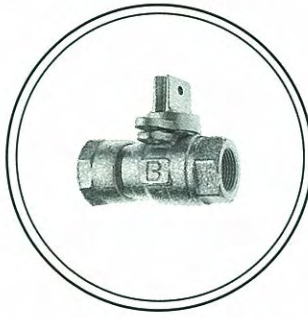
FULL PORT	PART number	INLET size	OUTLET size
STRAIGHT METER VALVES w/LOCK WING Copper Flare x Meter Tail	212-C3T3	3/4"	3/4"
	212-C4T4	1"	1"



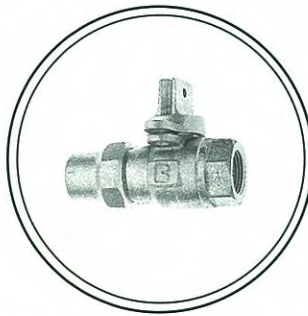
FULL PORT	PART number	INLET size	OUTLET size
STRAIGHT METER VALVES w/LOCK WING FIP x Meter Tail	212-F3T3	3/4"	3/4"
	212-F4T3	1"	3/4"
	212-F4T4	1"	1"

CURB STOPS & METER VALVES

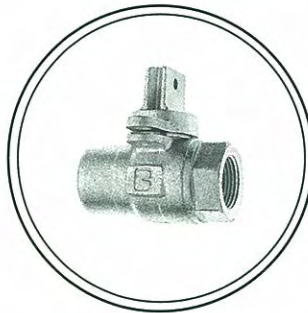
All valves are pressure tested in the open and closed position



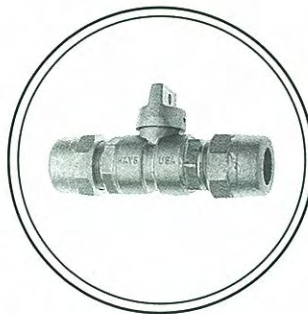
FULL PORT	PART number	INLET size	OUTLET size
STRAIGHT METER VALVES w/LOCK WING CB Compression x FIP	212-H3F3	3/4"	3/4"
	212-H4F4	1"	1"



FULL PORT	PART number	INLET size	OUTLET size
STRAIGHT METER VALVES w/LOCK WING Haystite x FIP	212-J3F3	3/4"	3/4"
	212-J4F4	1"	1"




FULL PORT	PART number	INLET size	OUTLET size
STRAIGHT METER VALVES w/LOCK WING FIP x FIP	212-F3F3	3/4"	3/4"
	212-F4F4	1"	1"



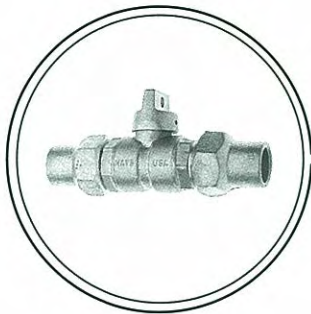
REDUCED PORT	PART number	INLET size	OUTLET size
BALL CURB STOP CB Comp. x CB Comp.	204-H1H1	1/2"	1/2"
	204-H3H3	3/4"	3/4"
	204-H4H4	1"	1"

CURB STOPS & METER VALVES

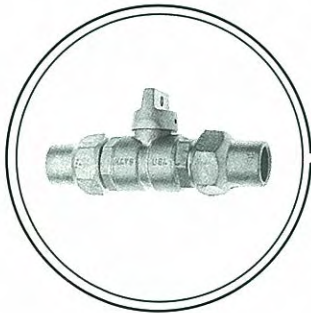
All valves are pressure tested in the open and closed position




REDUCED PORT	PART number	INLET size	OUTLET size
BALL CURB STOP Campak x Campak	204-B1B1	1/2"	1/2"
	204-B3B3	3/4"	3/4"
	204-B4B4	1"	1"



REDUCED PORT	PART number	INLET size	OUTLET size
BALL CURB STOP Haystite x Haystite	204-J1J1	1/2"	1/2"
	204-J3J3	3/4"	3/4"
	204-J4J4	1"	1"




REDUCED PORT	PART number	INLET size	OUTLET size
BALL CURB STOP Copper Flare x Copper Flare	204-C1C1	1/2"	1/2"
	204-C3C3	3/4"	3/4"
	204-C4C4	1"	1"




REDUCED PORT	PART number	INLET size	OUTLET size
BALL CURB STOP CB Compression x FIP	204-H1F1	1/2"	1/2"
	204-H3F3	3/4"	3/4"
	204-H4F4	1"	1"

CURB STOPS & METER VALVES


All valves are pressure tested in the open and closed position




REDUCED PORT	PART number	INLET size	OUTLET size
BALL CURB STOP Campak x FIP	204-B1F1	1/2"	1/2"
	204-B3F3	3/4"	3/4"
	204-B4F4	1"	1"



REDUCED PORT	PART number	INLET size	OUTLET size
BALL CURB STOP Haystite x FIP	204-J1F1	1/2"	1/2"
	204-J3F3	3/4"	3/4"
	204-J4F4	1"	1"



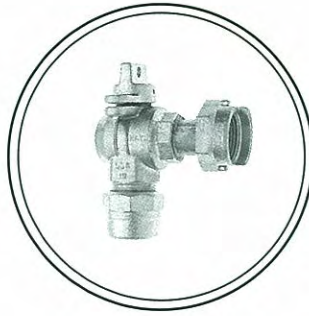
REDUCED PORT	PART number	INLET size	OUTLET size
BALL CURB STOP Copper Flare x FIP	204-C1F1	1/2"	1/2"
	204-C3F1	3/4"	1/2"
	204-C3F3	3/4"	3/4"
	204-C4F4	1"	1"




REDUCED PORT	PART number	INLET size	OUTLET size
BALL CURB STOP FIP x FIP	204-F1F1	1/2"	1/2"
	204-F1F3	1/2"	3/4"
	204-F3F3	3/4"	3/4"
	204-F4F4	1"	1"

CURB STOPS & METER VALVES


All valves are pressure tested in the open and closed position



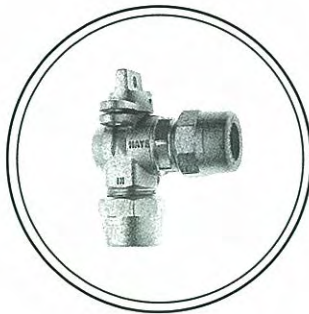
REDUCED PORT	PART number	INLET size	OUTLET size
ANGLE BALL CURB STOP w/LOCK WING Compression x Meter Tail	214-H3T3	3/4"	3/4"
	214-B3T3	3/4"	3/4"
	214-J3T3	3/4"	3/4"



REDUCED PORT	PART number	INLET size	OUTLET size
ANGLE BALL CURB STOP w/LOCK WING Copper Flare x Meter Tail	214-C3T3	3/4"	3/4"




REDUCED PORT	PART number	INLET size	OUTLET size
ANGLE BALL CURB STOP w/LOCK WING FIP x Meter Tail	214-F3T3	3/4"	3/4"



REDUCED PORT	PART number	INLET size	OUTLET size
ANGLE BALL CURB STOP w/LOCK WING Comp. x Comp.	214-H3H3	3/4"	3/4"
	214-B3B3	3/4"	3/4"
	214-J3J3	3/4"	3/4"

CURB STOPS & METER VALVES


All valves are pressure tested in the open and closed position



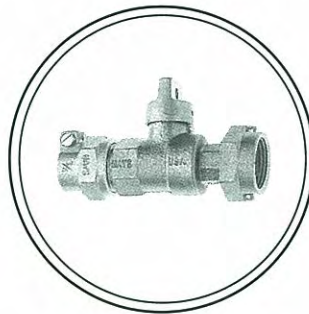
REDUCED PORT	PART number	INLET size	OUTLET size
ANGLE BALL CURB STOP w/LOCK WING FIP x FIP	214-F3F3	3/4"	3/4"



REDUCED PORT	PART number	INLET size	OUTLET size
ANGLE BALL CURB STOP w/LOCK WING Compression x FIP	214-H3F3	3/4"	3/4"
	214-B3F3	3/4"	3/4"
	214-J3F3	3/4"	3/4"




REDUCED PORT	PART number	INLET size	OUTLET size
STRAIGHT BALL CURB STOP w/LOCK WING CB Comp. x Meter Tail	224-H3T3	3/4"	3/4"
	224-H4T3	1"	3/4"
	224-H3T4	3/4"	1"
	224-H4T4	1"	1"




REDUCED PORT	PART number	INLET size	OUTLET size
STRAIGHT BALL CURB STOP w/LOCK WING Campak x Meter Tail	224-B3T3	3/4"	3/4"
	224-B4T3	1"	3/4"
	224-B3T4	3/4"	1"
	224-B4T4	1"	1"

CURB STOPS & METER VALVES


All valves are pressure tested in the open and closed position




REDUCED PORT	PART number	INLET size	OUTLET size
STRAIGHT BALL CURB STOP w/LOCK WING Haystite x Meter Tail	224-J3T3	3/4"	3/4"
	224-J4T3	1"	3/4"
	224-J3T4	3/4"	1"
	224-J4T4	1"	1"



REDUCED PORT	PART number	INLET size	OUTLET size
STRAIGHT BALL CURB STOP w/LOCK WING Copper Flare x Meter Tail	224-C3T3	3/4"	3/4"
	224-C4T3	1"	3/4"
	224-C3T4	3/4"	1"
	224-C4T4	1"	1"



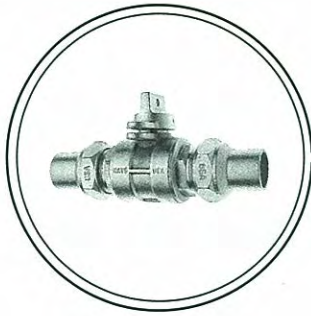
REDUCED PORT	PART number	INLET size	OUTLET size
STRAIGHT BALL CURB STOP w/LOCK WING CB Comp. x CB Comp.	224-H1H1	1/2"	1/2"
	224-H1H3	1/2"	3/4"
	224-H3H3	3/4"	3/4"
	224-H4H4	1"	1"




REDUCED PORT	PART number	INLET size	OUTLET size
STRAIGHT BALL CURB STOP w/LOCK WING Campak x Campak	224-B1B1	1/2"	1/2"
	224-B1B3	1/2"	3/4"
	224-B3B3	3/4"	3/4"
	224-B4B4	1"	1"

CURB STOPS & METER VALVES


All valves are pressure tested in the open and closed position




REDUCED PORT	PART number	INLET size	OUTLET size
STRAIGHT BALL CURB STOP w/LOCK WING Haystite x Haystite	224-J1J1	1/2"	1/2"
	224-J1J3	1/2"	3/4"
	224-J3J3	3/4"	3/4"
	224-J4J4	1"	1"



REDUCED PORT	PART number	INLET size	OUTLET size
STRAIGHT BALL CURB STOP w/LOCK WING Copper Flare x Copper Flare	224-C1C1	1/2"	1/2"
	224-C1C3	1/2"	3/4"
	224-C3C3	3/4"	3/4"
	224-C4C4	1"	1"




REDUCED PORT	PART number	INLET size	OUTLET size
STRAIGHT BALL CURB STOP w/LOCK WING FIP x FIP	224-F1F1	1/2"	1/2"
	224-F3F3	3/4"	3/4"
	224-F3F3 3.47	3/4"	3/4"
	224-F3F3S 3.75	3/4"	3/4"
	224-F4F4	1"	1"




REDUCED PORT	PART number	INLET size	OUTLET size
STRAIGHT BALL CURB STOP w/LOCK WING FIP x CB Compression	224-F1H1	1/2"	1/2"
	224-F3H3	3/4"	3/4"
	224-F1H3	1/2"	3/4"
	224-F3H3S 4.33	3/4"	3/4"
	224-F4H4	1"	1"

CURB STOPS & METER VALVES


All valves are pressure tested in the open and closed position




REDUCED PORT	PART number	INLET size	OUTLET size
STRAIGHT BALL CURB STOP w/LOCK WING FIP x Campak	224-F1B1	1/2"	1/2"
	224-F3B3	3/4"	3/4"
	224-F1B3	1/2"	3/4"
	224-F3B3S 4.33	3/4"	3/4"
	224-F4B4	1"	1"



REDUCED PORT	PART number	INLET size	OUTLET size
STRAIGHT BALL CURB STOP w/LOCK WING FIP x Haystite	224-F1J1	1/2"	1/2"
	224-F3J3	3/4"	3/4"
	224-F1J3	1/2"	3/4"
	224-F3J3S 4.33	3/4"	3/4"
	224-F4J4	1"	1"




REDUCED PORT	PART number	INLET size	OUTLET size
STRAIGHT BALL CURB STOP w/LOCK WING FIP x Copper Flare	224-F1C1	1/2"	1/2"
	224-F3C3	3/4"	3/4"
	224-F1C3	1/2"	3/4"
	224-F3C3S 4.33	3/4"	3/4"
	224-F4C4	1"	1"



REDUCED PORT	PART number	INLET size	OUTLET size
STRAIGHT BALL CURB STOP w/LOCK WING FIP x Meter Tail	224-F3T3	3/4"	3/4"
	224-F4T3	1"	3/4"
	224-F4T4	1"	1"
	224-F3F3 3.47	3/4"	3/4"

CURB STOPS & METER VALVES


All valves are pressure tested in the open and closed position



REDUCED PORT	PART number	INLET size	OUTLET size
STRAIGHT BALL CURB STOP w/LOCK WING CB Comp. x FIP Long Body	224-H3F3S 3.53	3/4"	3/4"
	224-H3F3S 3.30	3/4"	3/4"
	224-H3F3S 4.08	3/4"	3/4"



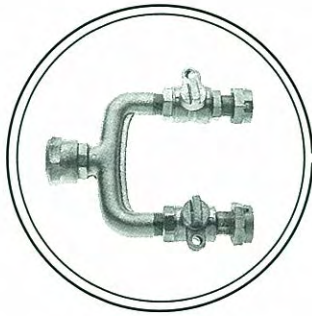
REDUCED PORT	PART number	INLET size	OUTLET size
STRAIGHT BALL CURB STOP w/LOCK WING Campak x FIP Long Body	224-B3F3S 3.53	3/4"	3/4"
	224-B3F3S 3.30	3/4"	3/4"
	224-B3F3S 4.08	3/4"	3/4"



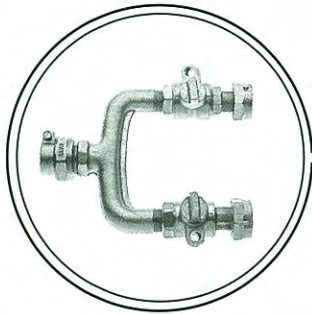
REDUCED PORT	PART number	INLET size	OUTLET size
STRAIGHT BALL CURB STOP w/LOCK WING Haystite x FIP Long Body	224-J3F3S 3.53	3/4"	3/4"
	224-J3F3S 3.30	3/4"	3/4"
	224-J3F3S 4.08	3/4"	3/4"

CURB STOPS & METER VALVES

All valves are pressure tested in the open and closed position



REDUCED PORT	PART number	INLET size	OUTLET size
Double Curb Stops CB Comp. x Meter Tail	274-H3T3	3/4"	3/4"
	274-H4T3	1"	3/4"



REDUCED PORT	PART number	INLET size	OUTLET size
Double Curb Stops Campak x Meter Tail	274-B3T3	3/4"	3/4"
	274-B4T3	1"	3/4"




REDUCED PORT	PART number	INLET size	OUTLET size
Double Angle Curb Stops CB Comp. x Meter Tail	234-H3T3	3/4"	3/4"
	234-H4T3	1"	3/4"



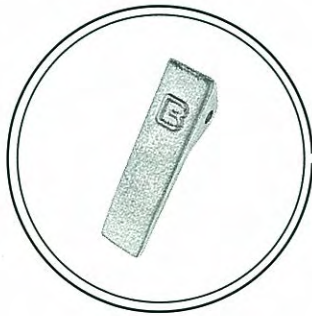
REDUCED PORT	PART number	INLET size	OUTLET size
Double Angle Curb Stops Campak x Meter Tail	234-B3T3	3/4"	3/4"
	234-B4T3	1"	3/4"

CURB STOPS & METER VALVES

All valves are pressure tested in the open and closed position



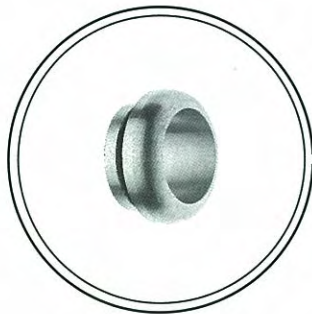
	PART number	INLET size	OUTLET size
Comp. Stop & Drain Valves	32-H3F3	3/4"	3/4"
	32-C3S3	3/4"	3/4"
	32-C3F3	3/4"	3/4"
	32-K3F3	3/4"	3/4"



	PART number	SIZE
Handle for 3/4" & 1" Valves	70340	3/4" & 1"



	PART number	SIZE
Wrench Adaptor 2" Square	02-7S	2"



	PART number	SIZE
Multi-purpose Adaptor	85-3	3/4"
	85-4	1"

5 YEAR WARRANTY

Cambridge Brass, 140 Orion Place, Cambridge, Ontario warrants to the original consumer purchaser that products manufactured by it are free from defects in material and/or workmanship for a period of five (5) years.

Cambridge Brass will, at its option, repair or replace any part which proves to be defective in material and/or workmanship during the warranty period under normal installation, water and service conditions, and use. If Cambridge Brass concludes that the returned part was manufactured by Cambridge Brass and is, in fact, defective, then Cambridge Brass will honor the warranty stated herein. **LABOR CHARGES AND/OR DAMAGES INCURRED IN INSTALLATION, REPAIR OR REPLACEMENT AS WELL AS CONSEQUENTIAL, SPECIAL, INDIRECT OR PUNITIVE DAMAGES CONNECTED THEREWITH ARE EXCLUDED AND WILL NOT BE PAID BY CAMBRIDGE BRASS.**

THIS IS THE EXCLUSIVE WARRANTY MADE BY CAMBRIDGE BRASS. CAMBRIDGE BRASS DOES NOT MAKE ANY OTHER WARRANTY OF ANY KIND, INCLUDING ANY IMPLIED WARRANTIES OF MERCHANTABILITY OR FITNESS FOR A PARTICULAR PURPOSE.

Some states do not allow the exclusion or limitation of incidental or consequential damages, so the above limitation or exclusion may not apply to you.

This warranty is void for any damage to the product due to misuse, abuse, neglect, accident, improper installation, any use violative of instructions furnished by Cambridge Brass or any use of replacement parts other than genuine Cambridge Brass parts.



P.O. Box 249
140 Orion Place
Cambridge, Ontario N1R 5V1
Tel. (519) 621-5520
Fax (519) 621-8038